

Wedge Anchor B

hot dip galvanized / Steel, zinc plated



Hot dip galvanized



Zinc plated



Hot Dip Galvanized Description

The Wedge Anchor hot dip galvanized offers a better corrosion resistance together with excellent load bearing capacities, small anchor spacings and edge distances.

Applications (Hot Dip Galvanized)

Indoor and outdoor medium to heavy duty applications: metal construction, channels, brackets, supports, cladding systems, hand rails, cable trays, ducts.

Range of concrete quality: C20/25 - C50/60

Zinc Plated Description

The Wedge Anchor B is a highly efficient throughbolt with excellent load bearing capacity in non-cracked concrete, small anchor spacings and edge distances. A broad range of more than 150 types, sizes and lengths make it a universal use anchor for medium to heavy duty applications. European approved sizes with stainless steel expansion sleeve.

Applications (Zinc Plated)

Suspended ceilings (M6-M10), metal constructions, channels, brackets, supports, hand rails, cable trays, ducts, shelf feet.

Range of concrete quality: C20/25 - C50/60



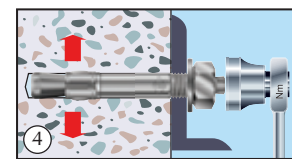

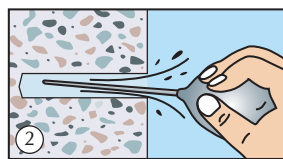
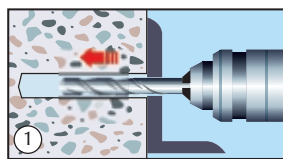
Loads and performance data				M6	M8	M10	M12	M16	M20
non-cracked concrete C25/30									
Recommended loads, tension	rec. N	[kN]	2.80	4.28	5.90	11.00	15.40	20.16	
Recommended loads, shear	rec. V	[kN]	3.20	5.62	6.96	14.30	20.67	29.50	
Recommended bending moments	rec. M	[Nm]	4.20	13.10	25.70	44.60	99.90	195.00	

Installation parameters

Drill hole diameter	d ₀	[mm]	6	8	10	12	16	20
Diameter of clearance hole in the fixture	d _f	[mm]	7	9	12	14	18	22
Depth of drill hole	h ₁	[mm]	60	65	70	90	110	130
Effective anchorage depth	h _{ef}	[mm]	40	44	48	65	82	100
Minimum thickness of concrete slab	h	[mm]	100	100	100	130	170	200
Installation torque	T _{inst}	[Nm]	7.5	15	30	50	100	200
Width across nut	SW	[mm]	10	13	17	19	24	30

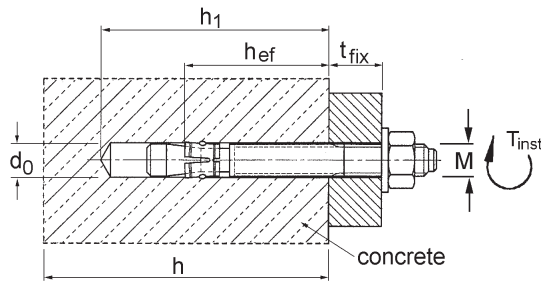
Load performance of reduced anchorage depth should refer design product data sheet

Installation of MKT B Steel Wedge Anchor



1. Drill to specified diameter and depth.
 2. Clean the hole with blow-out bulb.
 3. Drive anchor carefully with hammer into hole until nut and washer are flush with fixture.
 4. Install fixture and tighten anchor to specified torque. If the marking in the threaded part of the anchor bolt becomes visible, do not load anchor.
- Refer to approvals and schedules for design and building code compliance.





Wedge Anchor B



- Steel, zinc plated / hot dip galvanized
- Approved for non-cracked concrete
- Better corrosion resistance for hot dip galvanized

Item No	Description	Item No	Description	Drill hole Ø x depth mm	Setting depth mm	Fixture thickness t _{fix} mm	Anchor length l mm	Thread Ø x length mm	Pkg. cont. pcs.	Weight per pkg. kg
Zinc Plated	Zinc Plated	HGD	HGD							
2020206040	B 6-5/40*	2020506040	B 6-5/40*	6 x 40	30	5	40	M6 x 16	100	1.12
2020206067	B 6-10/67	2020506067	B 6-10/67	6 x 60	50	10	67	M6 x 20	100	1.62
2020206082	B 6-25/82	2020506082	B 6-25/82	6 x 60	50	25	82	M6 x 20	100	2.07
2020206097	B 6-40/97	2020506097	B 6-40/97	6 x 60	50	40	97	M6 x 20	100	2.35
2020208050	B 8-5/50*	2020508050	B 8-5/50*	8 x 45	35	5	50	M8 x 22	100	2.32
2020208060	B 8-10/60*	2020508060	B 8-10/60*	8 x 50	40	10	60	M8 x 25	100	2.74
2020208075	B 8-10/75	2020508075	B 8-10/75	8 x 65	55	10	75	M8 x 25	100	3.44
2020208080	B 8-15/80	2020508080	B 8-15/80	8 x 65	55	15	80	M8 x 25	100	3.55
2020208085	B 8-20/85	2020508085	B 8-20/85	8 x 65	55	20	85	M8 x 25	100	3.84
2020208090	B 8-25/90	-	-	8 x 65	55	25	90	M8 x 25	100	4.00
2020208095	B 8-30/95	2020508095	B 8-30/95	8 x 65	55	30	95	M8 x 25	100	4.19
2020208110	B 8-45/110	2020508110	B 8-45/110	8 x 65	55	45	110	M8 x 25	100	4.78
2020208120	B 8-55/120	2020508120	B 8-55/120	8 x 65	55	55	120	M8 x 25	100	5.09
2020210060	B 10-10/60*	2020510060	B 10-10/60*	10 x 50	40	10	60	M10 x 25	50	2.31
2020210080	B 10-10/80	2020510080	B 10-10/80	10 x 70	60	10	80	M10 x 30	50	3.00
2020210085	B 10-15/85	2020510085	B 10-15/85	10 x 70	60	15	85	M10 x 30	50	3.06
2020210090	B 10-20/90	2020510090	B 10-20/90	10 x 70	60	20	90	M10 x 30	50	3.26
2020210100	B 10-30/100	2020510100	B 10-30/100	10 x 70	60	30	100	M10 x 30	50	3.47
2020210115	B 10-45/115	2020510115	B 10-45/115	10 x 70	60	45	115	M10 x 30	50	4.00
2020210120	B 10-50/120	2020510120	B 10-50/120	10 x 70	60	50	120	M10 x 30	50	4.21
2020210140	B 10-70/140	2020510140	B 10-70/140	10 x 70	60	70	140	M10 x 30	50	4.84
2020210170	B 10-100/170	2020510170	B 10-100/170	10 x 70	60	100	170	M10 x 30	50	5.70
2020210210	B 10-140/210	2020510210	B 10-140/210	10 x 70	60	140	210	M10 x 30	25	3.79
2020212075	B 12-5/75*	2020512075	B 12-5/75*	12 x 60	50	5	75	M12 x 30	25	2.10
2020212095	B 12-10/95*	2020512095	B 12-10/95*	12 x 80	70	10	95	M12 x 30	25	2.50
2020212110	B 12-15/110	2020512110	B 12-15/110	12 x 90	80	15	110	M12 x 35	25	2.62
2020212115	B 12-20/115	2020512115	B 12-20/115	12 x 90	80	20	115	M12 x 35	25	2.84
2020212125	B 12-30/125	2020512125	B 12-30/125	12 x 90	80	30	125	M12 x 35	25	3.11
2020212145	B 12-50/145	2020512145	B 12-50/145	12 x 90	80	50	145	M12 x 35	25	3.48
2020212160	B 12-65/160	2020512160	B 12-65/160	12 x 90	80	65	160	M12 x 35	25	3.82
2020212180	B 12-85/180	2020512180	B 12-85/180	12 x 90	80	85	180	M12 x 35	25	4.21
2020212200	B 12-105/200	2020512200	B 12-105/200	12 x 90	80	105	200	M12 x 35	25	4.64
2020212220	B 12-125/220	-	-	12 x 90	80	125	220	M12 x 35	25	5.10
2020212240	B 12-145/240	-	-	12 x 90	80	145	240	M12 x 35	20	4.48
2020212255	B 12-160/255	-	-	12 x 90	80	160	255	M12 x 35	20	4.75
2020212285	B 12-190/285	-	-	12 x 90	80	190	285	M12 x 35	20	5.30
2020212325	B 12-230/325	-	-	12 x 90	80	230	325	M12 x 35	20	6.00
2020212355	B 12-260/355	-	-	12 x 90	80	260	355	M12 x 35	20	6.30
2020216090	B 16-5/90*	-	-	16 x 70	60	5	90	M16 x 35	20	3.56
2020216115	B 16-15/115*	2020516115	B 16-15/115*	16 x 90	80	15	115	M16 x 40	20	4.14
2020216145	B 16-30/145	2020516145	B 16-30/145	16 x 110	100	30	145	M16 x 40	20	5.04
2020216175	B 16-60/175	2020516175	B 16-60/175	16 x 110	100	60	175	M16 x 40	20	6.01
2020216195	B 16-80/195	-	-	16 x 110	100	80	195	M16 x 40	10	3.45
2020216215	B 16-100/215	-	-	16 x 110	100	100	215	M16 x 40	10	3.77
2020216245	B 16-130/245	-	-	16 x 110	100	130	245	M16 x 40	10	4.25
2020216280	B 16-165/280	-	-	16 x 110	100	165	280	M16 x 40	10	4.91
2020216315	B 16-200/315	-	-	16 x 110	100	200	315	M16 x 40	10	5.34
2020220145	B 20-5/145	2020520145	B 20-5/145	20 x 130	120	5	145	M20 x 45	10	4.06
2020220180	B 20-35/180	2020520180	B 20-35/180	20 x 130	120	35	180	M20 x 45	10	4.96
2020220205	B 20-60/205	2020520205	B 20-60/205	20 x 130	120	60	205	M20 x 45	10	5.55
2020220240	B 20-95/240	2020520240	B 20-95/240	20 x 130	120	95	240	M20 x 45	10	6.50

*) Not part of DIBT approval for reduced anchorage depth



ETA-01/0013, Option 7

Recommended tension loads for single anchor without influence of spacing and edge distance, total safety factor 3

Tension [kN]	Non-cracked concrete					
	M6	M8	M10	M12	M16	M20
C20/25	2.52	3.85	5.31	9.90	13.86	18.14
C25/30	2.80	4.28	5.90	11.00	15.40	20.16
C30/37	3.08	4.70	6.49	12.10	16.94	22.17
C40/50	3.55	5.43	7.49	13.97	19.55	25.60
C50/60	3.92	5.99	8.26	15.40	21.56	28.22

Recommended shear loads for single anchor without influence of spacing and edge distance, total safety factor 3 in non-cracked concrete from C20/25 up to C50/60

Shear [kN]	Non-cracked concrete					
	M6	M8	M10	M12	M16	M20
≥ C20/25	3.20	5.62	6.96	14.30	20.67	29.50

